

NCP ParkPass

The easy way to park and pay

With our ParkPass App

- Enable AutoPay for a contact-free and convenient way to pay [selected locations only]
- Access your special parking deal using your new SaverID
- Quick cashless payments
- Introductory discount on your first month's parking

Your handy
reference
guide



Download for free, and register in minutes



Your ParkPass App account offers you:



Discounted parking

Your special Saver Deal at your designated car park(s) when you activate your new SaverID

Introductory discount for your first month's parking at over 250 barrier and pay and display car parks nationwide. See your registration confirmation email for details of the discount



In-app account management

View all your payments and receipts

Use your in-app QR code to pay for parking at 130+ barrier car parks

See parking history and store favourite

Enable vehicles for AutoPay



Automatic and ticketless payments

No need to take a ticket on entry, display one while parked or use one to pay

Experience fully automated vehicle recognition and payment where you can park using AutoPay



Use nationwide

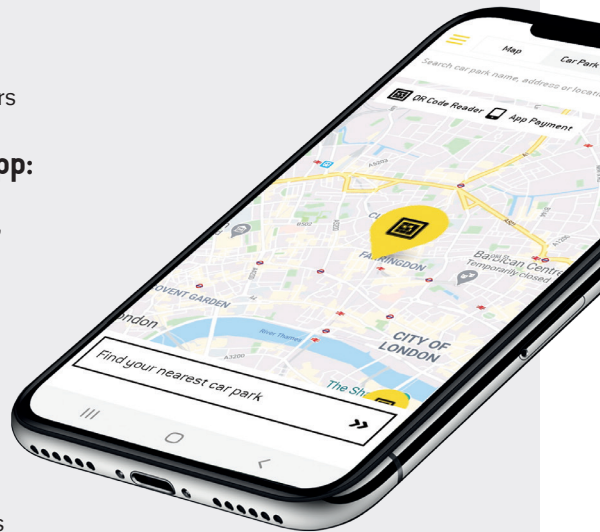
Use your app account to pay at over 250 NCP locations across the UK

Who is the ParkPass App for?

- Anyone wanting an easy way to pay for parking, and enjoy tailored parking offers

Enjoy these benefits using the app:

- Quick, easy and hassle-free payments, with no fees or convenience charges
- Ticketless parking — no need to visit a pay machine or display a ticket
- Parking session expiry notifications
- Extend parking sessions remotely
- Account holders scan in-app QR code at entry and exit to pay at barrier car parks
- Enjoy the best pay-as-you-go parking prices including access to exclusive app only parking prices at selected locations



How to register (it's really easy)

First, download the ParkPass App from Apple or Google Play store

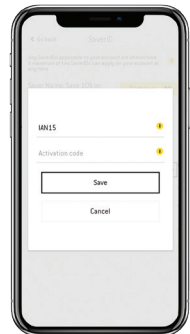
- 1** Add your name, mobile number and VRN
- 2** Add your SaverID and activation code if you have one
- 3** Remember to sign up for exclusive deals and promotions
- 4** Set up your secure PIN to complete registration
- 5** Add your card payment details to complete your account before you're ready to park

SaverIDs explained

A SaverID is a unique code we've provided to validate and activate your company's discounted parking arrangement. Your company's ParkPass administrator will be able to provide more information including the SaverID itself.

To enjoy your company's Saver Deal it's essential that the SaverID you've been given is added to your ParkPass account before entering one of our barrier car parks and before you pay for parking at a pay and display car park.

See our step by step online guides at ncp.co.uk/parkpass-guide



Please note

A limit of two SaverID's can be held in your app account at any one time.

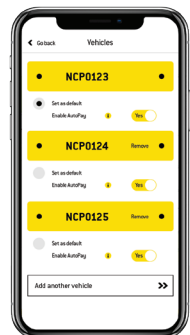
For the first month after registration, your introductory discount will take one of these two SaverID spaces.

Your introductory offer and other tailored discounts and offers are applicable at participating NCP car parks but exclude any car parks where you have a Saver Deal in place, where the Saver Deal rate will prevail.

AutoPay explained

AutoPay is a feature which allows you to pay for parking automatically at participating car parks if you've enabled AutoPay for your vehicle in the app. This means you can drive in and out of the car park without having to take a ticket on entry, or use the pay machine. The cost of your parking will be charged automatically to your ParkPass App account when you drive out.

See our step by step online guides at ncp.co.uk/parkpass-guide



How to enable AutoPay

Barrier car parks



- Don't take a ticket when you enter the car park
- Scan your ParkPass App QR code at the entry and exit barriers



- Don't pay or use any payment machines before you leave the car park
- The app will select the best price possible based on any applicable SaverID's on your account
- Check your payment history in your app account

AutoPay only locations



- Search and select your car park using the map (recommended and needs GPS enabled) or find a car park by name, location code or address using the search bar
- The app will describe the car park as only accepting AutoPay payments
- Enable/add the vehicle your parking for AutoPay in the app
- Once AutoPay is activated, recognition and payment is automatic using your app account
- Drive in, park and drive out freely

Pay and Display car parks



- Choose to pay for parking using the app
- Where accepted, AutoPay can be enabled as alternative payment option

* The ParkPass App is designed to offer you the best price available and will take into account any valid SaverID applicable. Your account will be debited automatically with the cost of your parking session. For full Terms and Conditions please visit www.ncp.co.uk



Remember

- Set up payment details on your account to pay for your parking session
- Pay using ParkPass to enjoy your Saver Deal
- Sign up for deals and promotions at registration to hear first of tailored parking offers
- Enable AutoPay for the best parking experience, at locations where accepted